

## NEWS RELEASE

### FOR IMMEDIATE RELEASE:

Dec. 1, 2020

## DPH Provides Update on COVID-19 in Georgia

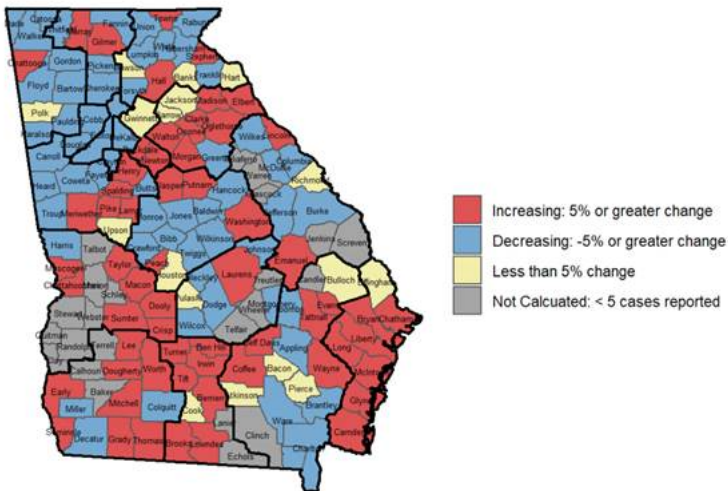
**Atlanta** – The Georgia Department of Public Health (DPH) is providing the following information regarding the fight against COVID-19 in Georgia.

### COVID-19 Cases

- From **11/23 to 11/30**, the seven-day average of new cases reported **decreased ~14%**. (**NOTE:** the decrease in new cases is an artifact of decreased testing and delayed reporting over the holiday weekend.)
- The seven-day average of new cases reported is **down 38%** from our peak July 24.
- As of Nov. 30 there are **422,133 PCR confirmed cases of COVID-19 and 49,430 antigen positive cases of COVID-19, cumulative in Georgia.**

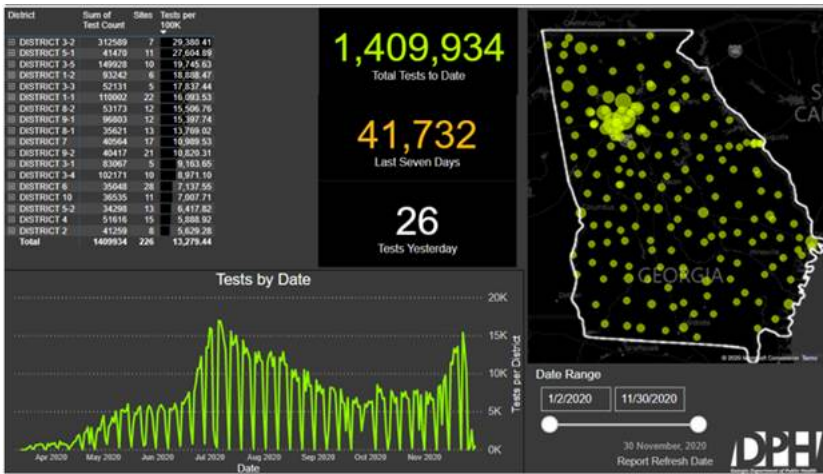
### Confirmed COVID-19 Cases

Percent Change 11/14-11/20, 11/21-11/27



### COVID-19 Testing

Georgia SPOCs



- As of Nov. 30, the state reported 4,314,448 (cumulative) COVID-19 PCR tests reported to DPH through Electronic Laboratory Reports (ELR).
- The number of specimens collected at DPH SPOCs is **1,409,934**.
- From Nov. 24-30, testing at SPOC locations **decreased 38%** over the previous seven days. (**Note:** SPOCs were closed on Thanksgiving and many others had limited hours Friday, Saturday and Sunday due to the holiday which is reflected in the decreased test numbers.)

### Positivity Rate

The statewide percent positivity (7-day moving average) for PCR test **increased 18%** from 7.8% on Nov. 23 to 9.2% on Nov. 30.

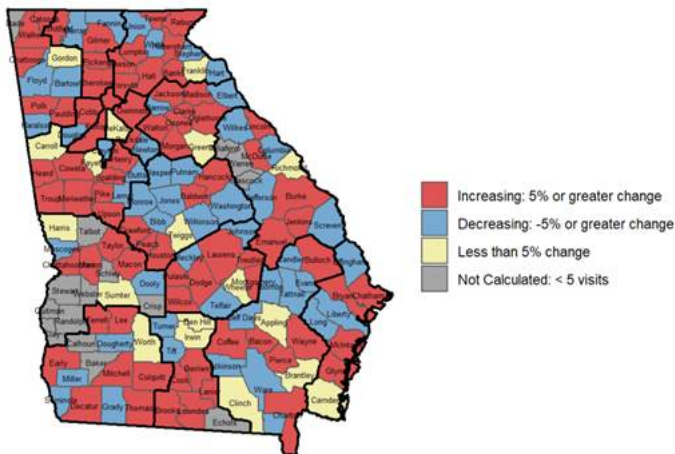
### Hospitalizations

Daily hospitalizations for COVID-19 have **increased 16%** 1,901 on Nov. 23 to 2,212 on Nov. 30. Hospitalizations have **decreased 31%** since a daily high of 3,200 on July 30.

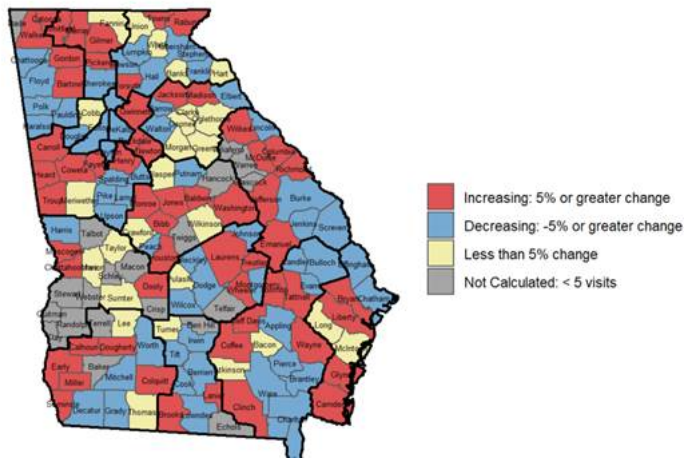
### Emergency Department Visits

Emergency Department (ED) visits related to COVID-19 increased 1% statewide and ILI (influenza-like illness) visits have remained flat statewide over the two week period Nov. 7 - 20.

Emergency Department (ED) Visits with COVID-19 Syndrome  
Percent Change 11/14-11/20, 11/21-11/27

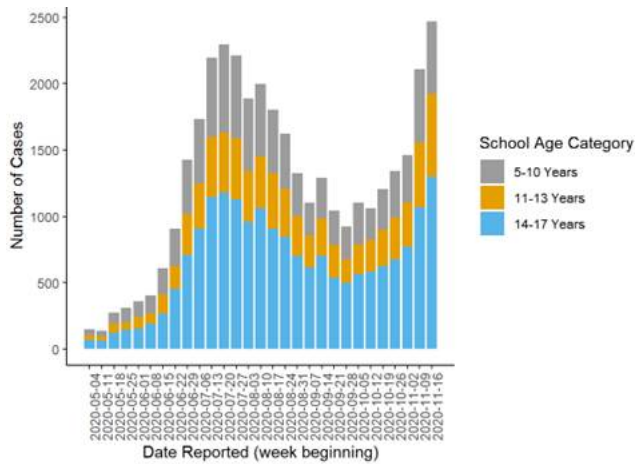


Emergency Department (ED) Visits with ILI Syndrome  
 Percent Change 11/14-11/20, 11/21-11/27



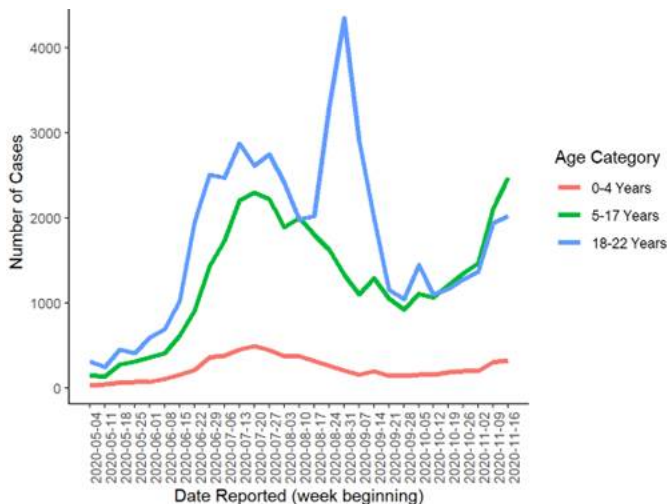
The Georgia Department of Public Health monitors influenza (flu) activity year-round throughout the state with the help of volunteer sentinel healthcare providers. Influenza activity is calculated based on the percentage of provider visits that are for "influenza-like illness" (fever >100° F AND cough and/or sore throat). Click on this link to see the [Weekly Flu Surveillance Report](#).

**All Lab Positive (PCR and Antigen) COVID-19 Cases Among K-12 School Aged Children\***



\*Report reflects week of Nov. 16-22

**All Lab Positive (PCR and Antigen) COVID-19 Cases by Age Category (Ages 0-22)\***



\*Report reflects week of Nov. 16-22

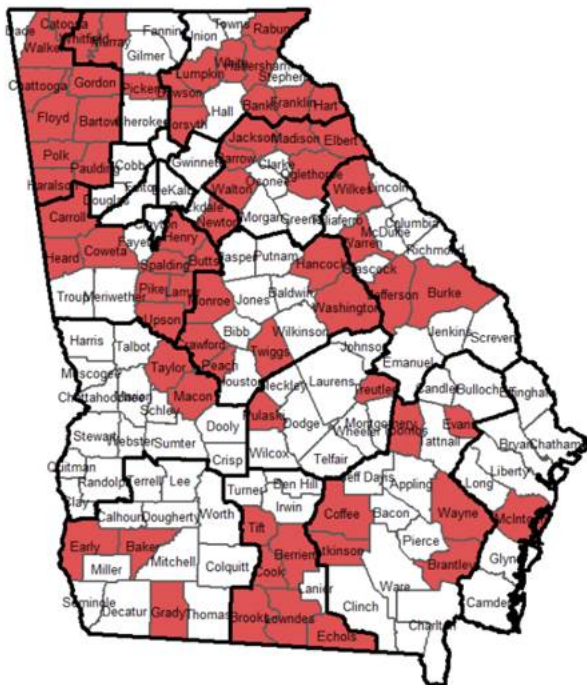
**Outbreaks**

Nov. 22-28: 90 (decrease of 8 from previous week)

These outbreaks are occurring in settings where people are physically congregating and underscore the need for physical distancing and source control. The highest number of outbreaks occurred in schools, long-term care facilities, correctional facilities and workplaces.

Setting	11/22-11/28	11/15-11/21	Grand Total
LONG-TERM CARE FACILITY/NURSING HOME	18	17	905
SCHOOL	24	32	550
WORKPLACE	12	14	349
PRISON/JAIL	3	7	284
MANUFACTURING FACILITY	6	5	212
RESTAURANT OR DELI	4	3	120
CHURCH/TEMPLE	1	2	117
DAY CARE CENTER	3	3	97
OTHER CONGREGATE SETTING	2		96
HOSPITAL	1	2	84
OTHER	2		87
FOOD PRODUCTION FACILITY	1		57
OFFICE SETTING	5	5	61
OUTPATIENT (NON-DIALYSIS)	1	1	57
SHELTER	1	1	42
GROCERY STORE	2	2	39
OTHER INPATIENT FACILITY/DETOX FACILITY		1	36
FARM			20
CONSTRUCTION SITE			19
MENTAL HOSPITAL			18
BAR/ENTERTAINMENT VENUE			14
FUNERAL	1		14
HOTEL		1	10
CAMP			9
COMMUNITY			9
PRIVATE HOME			9
MILITARY FACILITY		1	8
WEDDING RECEPTION	1		9
DIALYSIS CENTER			7
MENTAL HEALTH (NON-HOSPITAL)	2	1	8
RESORT			3
PICNIC/COOKOUT/POTLUCK			2
WORKPLACE CAFETERIA			2
BANQUET FACILITY			1
COMMERCIAL PRODUCT			1
CONVENTION CENTER			1
PET STORE			1
SWIMMING POOL			1
WATER PARK			1

**Counties with High Transmission Indicators\***



\*By county of residence, report reflects Nov. 14-27

For updates on COVID-19, follow @GaDPH and @GovKemp on Twitter and @GaDPH and @GovKemp on Facebook.

For information about COVID-19, visit <https://dph.georgia.gov/novelcoronavirus> or <https://www.cdc.gov/coronavirus/2019-ncov/index.html>.